

Conventional Audible Visual Devices

Beacons EN54-23 Approved VAD's

> Product Overview

KAC's conventional beacons feature high output LEDs, advanced optics and an innovative lens design, providing outstanding Omni-directional light coverage at low current draw. Specifically designed for, and approved to meet EN54-23, the ENscape beacon delivers outstanding quality, reliability and long operational life.



ENscape Beacon Benefits

> Simple, Fast, Flexible Installation

- Omni directional light coverage eliminates need for device orientation.
- First fix option, allowing electrical continuity testing prior to device fitting.
- Deep base option with multiple cable entries for flexible installation.
- Designed with full range of common fixing centres.
- Positive fit engagement and feedback of base with device for easy installation.

Universal Device

- Suitable for wall and ceiling mount applications.
- Available in red or white body colours.
- Range of installation and base options, for indoor and applications up to IP65.
- Operates on 12V and 24V systems, making the range suitable for fire & security applications.

Outstanding Performance

- Approved to EN54-23, C & W categories.
- Advanced optics ensures superior light coverage at low current draw.
- Synchronised flash exceeds EN54-23 standard.
- Choice of white or red light flash options.
- Soft start feature reduces power surges during system start-up.

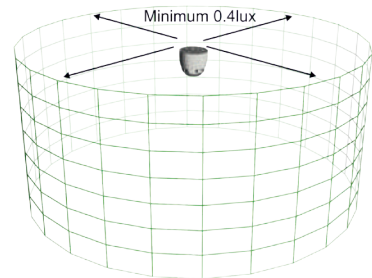
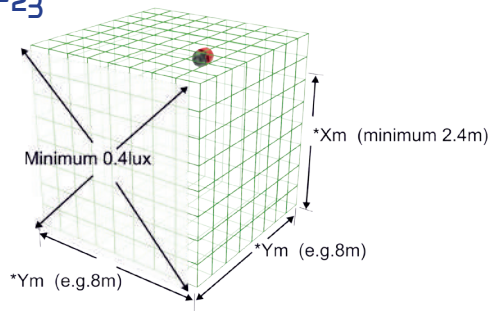
Quality & Reliability

- Independently approved to all required standards:
 - Manufacturing: Construction Products Regulation (CPR)
 - Product performance: EN54-23 C & W categories.
 - Environmental: RoHS, WEEE
- Product range supports system approval.

> The requirements of EN54-23

A cube or cylinder of light with a minimum of 0.4 Lumens/m²

* X & Y dimensions are defined by the device manufacturer



> Introducing the Range

Device	Approvals	Body Colour	Flash Colour	Installation Options	Lens Colour	Environmental Compliance
ENscape Beacon	EN54-23 C & W Class	Red White	Red White	Standard Device First Fix	Clear	RoHS/ WEEE

Beacons – Technical Specification

Mechanical Specification

Body colour:	Red / White
Cable Terminal Size:	0.5-2.5mm ²
Material Lens:	PC
Body:	PC/ABS
Gross Weight: Standard device:	164g (low profile), 171g (deep / IP65)
First Fix option:	174g (low profile), 181g (deep / IP65)

Environmental Specification





Operating Temperature:	-25°C to 70°C
Relative Humidity:	93% ±3% non condensing
Ingress Protection:	IP21C - low profile base IP65 - deep base

For RoHS, WEEE information please see www.kac.co.uk

Product Performance

ENscape Beacon	Wall mount W Class	Wall mount W Class	Ceiling mount C Class	Ceiling mount C Class
Flash Colour	White	Red	White	Red
EN54-23 coverage volume code	W-2.4- 9.0	W-2.4- 6.2	C-3-9.5 / C-6-9.5 / C-9-9.5	C-3-9.4 / C-6-8.2
Installation height (X)	2.4m	2.4m	3m / 6m / 9m	3m / 6m
EN54-23 coverage (Y)	Cube YY = 9.0m	Cube YY = 6.2m	Cylinder Ø =9.5m	Cylinder Ø = 9.4m, 8.6m
EN54-23 coverage volume	194m ³	92m ³	213m ³ / 425m ³ / 638m ³	208m ³ / 348m ³
Flash rate	0.5 Hz	0.5 Hz	0.5 Hz	0.5 Hz
Operating voltage range	12 to 29 V	12 to 29V	12 to 29V	12 to 29V
Synchronisation	Automatically on power up, exceeds EN54-23 standard			

Out of Box Contents

ENscape Beacon	Standard Device	First Fix Option	Deep / IP 65 Option	Deep / IP 65 & First Fix Option
 Beacon including selected base	✓	✓	✓	✓
 P pack (includes terminal block & continuity link)	✗	✓	✗	✓
 O Ring for IP65 Sealing	✗	✗	✓	✓
 Installation data sheet	✓	✓	✓	✓

Accessories:

Low Profile Bases	Deep Bases	IP and Earthing Kits	Electrical Items
CSR – Red low profile base, pack of 5	CWR – Red deep / IP 65, pack of 5	PS189 – Deep base gasket, pack of 5	SCO77- Terminal block, pack of 5
CSW – White low profile base, pack of 5	CWW – White deep / IP 65 base, pack of 5	PS188 - Deep base O Ring, pack of 5	SCO78- Installer link, pack of 5
		SC076 - Earth strap, pack of 5	

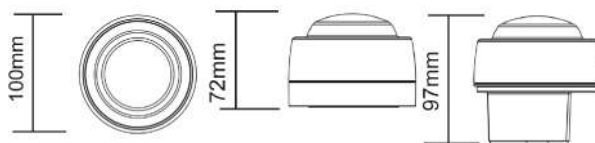
Order Information:

Code	Body Colour	Flash Colour	Base Option	Install Option	Lens Colour	Example Part No.
CWST	R=Red	R=Red	S=Low Profile	5=Standard Fix	(all lenses-Clear)	CWST-RR-S5
	W=White	W=White	W=IP65/Deep	6=First Fix		CWST-WW-W6


Electrical Specification

Operating Voltage EN54-23:	12 to 29VDC
Average current consumption:	26mA @ 29VDC

Dimensions



Wiring Options



> Learn More: kac.co.uk