

Model LASS-WST-NC

Addressable Wall Mount Strobe

SPECIFICATION

Item	Parameter Description	Note
Operating Voltage	DC24V(DC15V ~ DC32V)	
Avg. Standby Current	< 400μA	24VDC, No Communication, No flashing
Alarm Current	< 8mA	
Operating Temp	-25°C ~ +70°C	
Humidity	10 ~ 95% R.H.	Non-condensing
Ingress Protection	IP33 IP35(With Water-proof box)	
Flash Patten	2	See table 1: 'Setting'
Flash Intensity	> 1cd	
Coverage Volume		
Height	47mm	
Diameter	122mm	
Weight	156±6g	
Meet the following Standards requirements:		

Before installing and using the product, please read the system wiring and installation manual thoroughly. If the products will be installed in an existing operational system, inform the operator and local authority that the system will be temporarily out of service, disconnect power to the control panel before installing the products.

NOTICE: This manual should be left with the owner/user of this equipment.

GENERAL

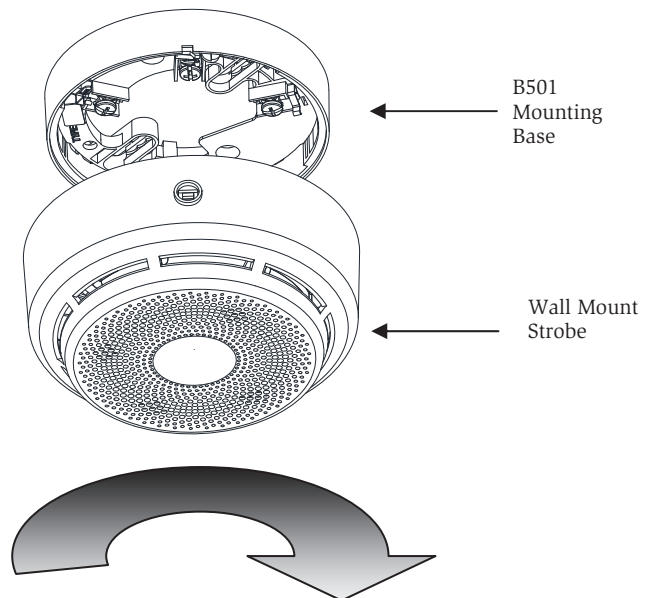
LASS-WST-NC is an intelligent addressable AV products designed to alarm light for emergency events, and be able to communicate with control panel by intelligent protocol. It is designed specifically for analogue addressable fire alarm system and only can be connected to control panels with a compatible proprietary analogue addressable communication protocol. It is powered from the loop and can be controlled via the communication protocol(s). The Wall Mount Version is compatible with B501 mounting base. Up to 99 addresses are available via two rotary selector switches. The alarm light can be tested on field.

INSTALLATION

It must be installed and wired with B501 mounting base.

1. Verify the product type matches with product drawing.
2. Set the address via two rotary selector switches. Please refer to "Address setting".
3. Volume and tone setting are realized by 4 digit DIP witch. On field testing can be tested via DIP switch.
4. Plug the Wall Mount Strobe into B501 mounting base.
5. Turn the Wall Mount Strobe clockwise until it drops into place.
6. Continue turning the Wall Mount Strobe clockwise to lock it in place.

Figure 1



A5665-006

SETTING

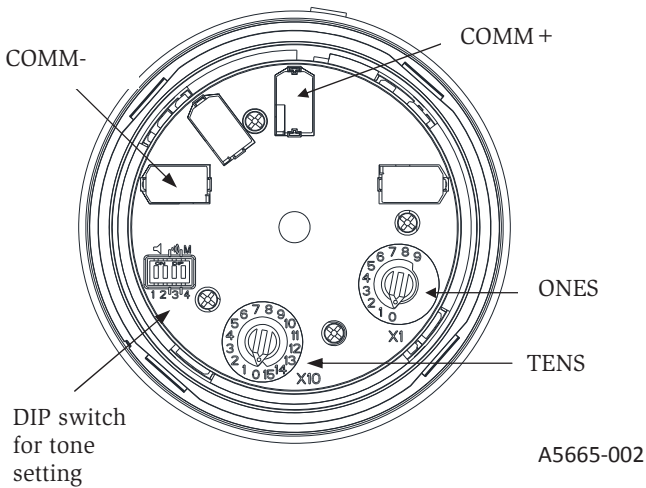
Address setting

Rotary-decade switches are provided for setting the address whose range is from 1 to 99. (Default address is 01).

Address is set by turning the switches.

Address is calculated as below formula: Address = TENS * 10 + ONES*1. For instance: Address 05 = 0*10 + 5*1.

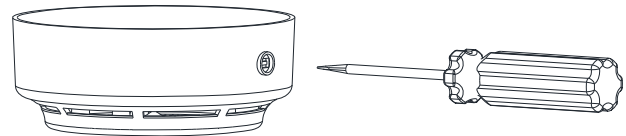
Figure 2



Tamper-resistant capability

Addressable Wall Mount Strobe include a tamper-resistant capability that prevents its removal from the B501 base and the removal of installed detector without the use of a tool. When B501 mounting base enables tamper-resistant function, special tools must be used to disassemble addressable base. Please refer to below figure: use straight screwdriver to break specific position, then insert the screwdriver and maintain in its position. Then you can disassemble the Wall Mount Strobe by turning anticlockwise

Figure 3



A5665-007

Table 1: Setting

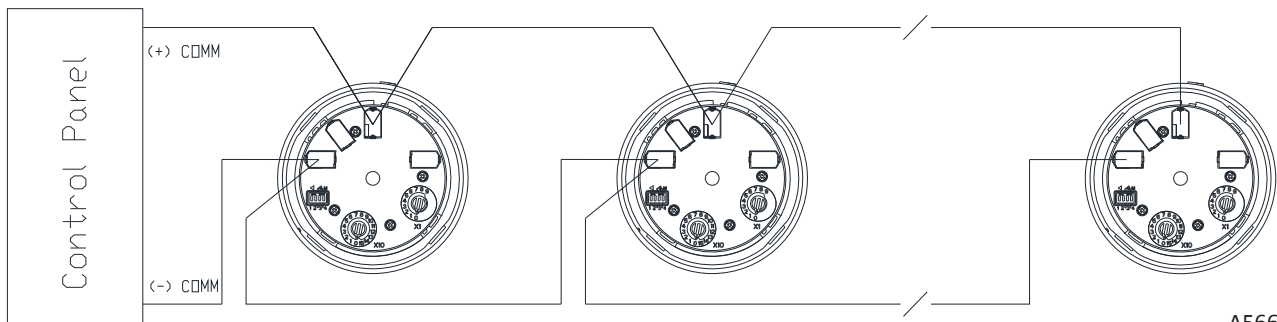
	Bit: 1, 2, 3, 4 (0 = off/1 = on/X = random)	Description
Flash Pattern setting	0 0 X X	
	0 1 X X	
	1 1 X X	
	1 0 X X	
Test setting please set to 0 under normal use	X X X 1	Field testing on
	X X X 0	Field testing off

Synchronization

When the Wall Mount Strobe send out a fire alarm, control panel can send out a certain signal to synchronize all the addressable AV in same loop to send out fire alarm signal.

Note: Please dispose electronic waste following national or local regulations after being scrapped or replaced. Do not discard.

Figure 4 System wiring diagram



THREE-YEAR LIMITED WARRANTY

Xi'an System Sensor warrants its enclosed product to be free from defects in materials and workmanship under normal use and service for a period of three years from date of manufacture. Xi'an System Sensor makes no other express warranty for the enclosed product. No agent, representative, dealer, or employee of the Company has the authority to increase or alter the obligations or limitations of this Warranty. The Company's obligation of this Warranty shall be limited to the replacement of any part of the product which is found to be defective in materials or workmanship under normal use and service during the three year period commencing with the date of manufacture. After phoning Xi'an System Sensor for a Return Authorization Number and faxing a copy of the filled CUSTOMER RETURNS with authorized RA# to Xi'an System Sensor, send Defective units with a copy of the form postage prepaid to: Xi'an System Sensor

Electronics, Ltd./ 28 Tuan Jie South Road/ Xi'an National Hi-tech Industrial Development Zone, 710075/ China. Please include a note describing the malfunction and suspected cause of failure. The Company shall not be obligated to replace units which are found to be defective because of damage, unreasonable use, modifications, or alterations occurring after the date of manufacture. In no case shall the Company be liable for any consequential or incidental damages for breach of this or any other Warranty, expressed or implied whatsoever, even if the loss or damage is caused by the Company's negligence or fault. Some states do not allow the exclusion or limitation of incidental or consequential damages, so the above limitation or exclusion may not apply to you. This Warranty gives you specific legal rights, and you may also have other rights which vary from state to state.